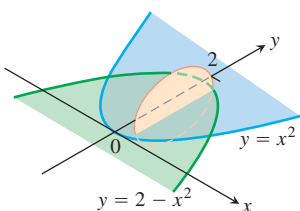


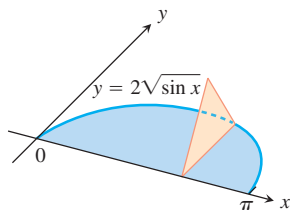
Volumes by Slicing

Find the volumes of the solids in Exercises 3–10.

3. The solid lies between planes perpendicular to the x -axis at $x = 0$ and $x = 4$. The cross-sections perpendicular to the axis on the interval $0 \leq x \leq 4$ are squares whose diagonals run from the parabola $y = -\sqrt{x}$ to the parabola $y = \sqrt{x}$.
4. The solid lies between planes perpendicular to the x -axis at $x = -1$ and $x = 1$. The cross-sections perpendicular to the x -axis are circular disks whose diameters run from the parabola $y = x^2$ to the parabola $y = 2 - x^2$.

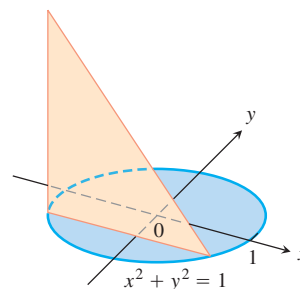


5. The solid lies between planes perpendicular to the x -axis at $x = -1$ and $x = 1$. The cross-sections perpendicular to the x -axis between these planes are squares whose bases run from the semicircle $y = -\sqrt{1 - x^2}$ to the semicircle $y = \sqrt{1 - x^2}$.
6. The solid lies between planes perpendicular to the x -axis at $x = -1$ and $x = 1$. The cross-sections perpendicular to the x -axis between these planes are squares whose diagonals run from the semicircle $y = -\sqrt{1 - x^2}$ to the semicircle $y = \sqrt{1 - x^2}$.
7. The base of a solid is the region between the curve $y = 2\sqrt{\sin x}$ and the interval $[0, \pi]$ on the x -axis. The cross-sections perpendicular to the x -axis are
 - a. equilateral triangles with bases running from the x -axis to the curve as shown in the figure.

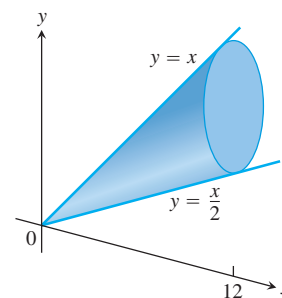


- b. squares with bases running from the x -axis to the curve.
8. The solid lies between planes perpendicular to the x -axis at $x = -\pi/3$ and $x = \pi/3$. The cross-sections perpendicular to the x -axis are
 - a. circular disks with diameters running from the curve $y = \tan x$ to the curve $y = \sec x$.
 - b. squares whose bases run from the curve $y = \tan x$ to the curve $y = \sec x$.
9. The solid lies between planes perpendicular to the y -axis at $y = 0$ and $y = 2$. The cross-sections perpendicular to the y -axis are circular disks with diameters running from the y -axis to the parabola $x = \sqrt{5y^2}$.

10. The base of the solid is the disk $x^2 + y^2 \leq 1$. The cross-sections by planes perpendicular to the y -axis between $y = -1$ and $y = 1$ are isosceles right triangles with one leg in the disk.



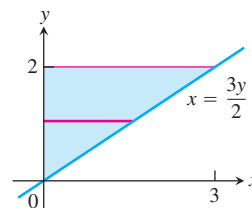
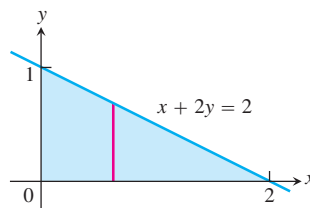
11. **A twisted solid** A square of side length s lies in a plane perpendicular to a line L . One vertex of the square lies on L . As this square moves a distance h along L , the square turns one revolution about L to generate a corkscrew-like column with square cross-sections.
 - a. Find the volume of the column.
 - b. What will the volume be if the square turns twice instead of once? Give reasons for your answer.
12. **Cavalieri's Principle** A solid lies between planes perpendicular to the x -axis at $x = 0$ and $x = 12$. The cross-sections by planes perpendicular to the x -axis are circular disks whose diameters run from the line $y = x/2$ to the line $y = x$ as shown in the accompanying figure. Explain why the solid has the same volume as a right circular cone with base radius 3 and height 12.



Volumes by the Disk Method

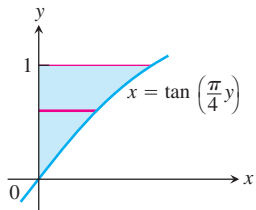
In Exercises 13–16, find the volume of the solid generated by revolving the shaded region about the given axis.

13. About the x -axis
14. About the y -axis

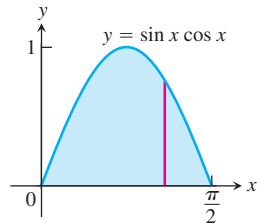




15. About the y -axis



16. About the x -axis



Find the volumes of the solids generated by revolving the regions bounded by the lines and curves in Exercises 17–22 about the x -axis.

17. $y = x^2, y = 0, x = 2$ 18. $y = x^3, y = 0, x = 2$
 19. $y = \sqrt{9 - x^2}, y = 0$ 20. $y = x - x^2, y = 0$
 21. $y = \sqrt{\cos x}, 0 \leq x \leq \pi/2, y = 0, x = 0$
 22. $y = \sec x, y = 0, x = -\pi/4, x = \pi/4$

In Exercises 23 and 24, find the volume of the solid generated by revolving the region about the given line.

23. The region in the first quadrant bounded above by the line $y = \sqrt{2}$, below by the curve $y = \sec x \tan x$, and on the left by the y -axis, about the line $y = \sqrt{2}$
 24. The region in the first quadrant bounded above by the line $y = 2$, below by the curve $y = 2 \sin x, 0 \leq x \leq \pi/2$, and on the left by the y -axis, about the line $y = 2$

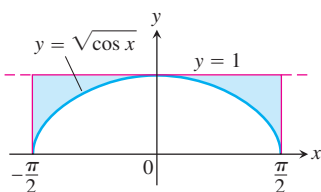
Find the volumes of the solids generated by revolving the regions bounded by the lines and curves in Exercises 25–30 about the y -axis.

25. The region enclosed by $x = \sqrt{5}y^2, x = 0, y = -1, y = 1$
 26. The region enclosed by $x = y^{3/2}, x = 0, y = 2$
 27. The region enclosed by $x = \sqrt{2 \sin 2y}, 0 \leq y \leq \pi/2, x = 0$
 28. The region enclosed by $x = \sqrt{\cos(\pi y/4)}, -2 \leq y \leq 0, x = 0$
 29. $x = 2/(y + 1), x = 0, y = 0, y = 3$
 30. $x = \sqrt{2y/(y^2 + 1)}, x = 0, y = 1$

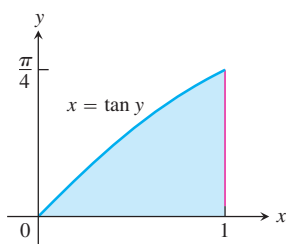
Volumes by the Washer Method

Find the volumes of the solids generated by revolving the shaded regions in Exercises 31 and 32 about the indicated axes.

31. The x -axis



32. The y -axis



Find the volumes of the solids generated by revolving the regions bounded by the lines and curves in Exercises 33–38 about the x -axis.

33. $y = x, y = 1, x = 0$ 34. $y = 2\sqrt{x}, y = 2, x = 0$
 35. $y = x^2 + 1, y = x + 3$ 36. $y = 4 - x^2, y = 2 - x$
 37. $y = \sec x, y = \sqrt{2}, -\pi/4 \leq x \leq \pi/4$
 38. $y = \sec x, y = \tan x, x = 0, x = 1$

In Exercises 39–42, find the volume of the solid generated by revolving each region about the y -axis.

39. The region enclosed by the triangle with vertices $(1, 0), (2, 1),$ and $(1, 1)$
 40. The region enclosed by the triangle with vertices $(0, 1), (1, 0),$ and $(1, 1)$
 41. The region in the first quadrant bounded above by the parabola $y = x^2$, below by the x -axis, and on the right by the line $x = 2$
 42. The region in the first quadrant bounded on the left by the circle $x^2 + y^2 = 3$, on the right by the line $x = \sqrt{3}$, and above by the line $y = \sqrt{3}$

In Exercises 43 and 44, find the volume of the solid generated by revolving each region about the given axis.

43. The region in the first quadrant bounded above by the curve $y = x^2$, below by the x -axis, and on the right by the line $x = 1$, about the line $x = -1$
 44. The region in the second quadrant bounded above by the curve $y = -x^3$, below by the x -axis, and on the left by the line $x = -1$, about the line $x = -2$

Volumes of Solids of Revolution

45. Find the volume of the solid generated by revolving the region bounded by $y = \sqrt{x}$ and the lines $y = 2$ and $x = 0$ about
 a. the x -axis. b. the y -axis.
 c. the line $y = 2$. d. the line $x = 4$.
 46. Find the volume of the solid generated by revolving the triangular region bounded by the lines $y = 2x, y = 0,$ and $x = 1$ about
 a. the line $x = 1$. b. the line $x = 2$.
 47. Find the volume of the solid generated by revolving the region bounded by the parabola $y = x^2$ and the line $y = 1$ about
 a. the line $y = 1$. b. the line $y = 2$.
 c. the line $y = -1$.
 48. By integration, find the volume of the solid generated by revolving the triangular region with vertices $(0, 0), (b, 0), (0, h)$ about
 a. the x -axis. b. the y -axis.

Theory and Applications

49. **The volume of a torus** The disk $x^2 + y^2 \leq a^2$ is revolved about the line $x = b$ ($b > a$) to generate a solid shaped like a doughnut